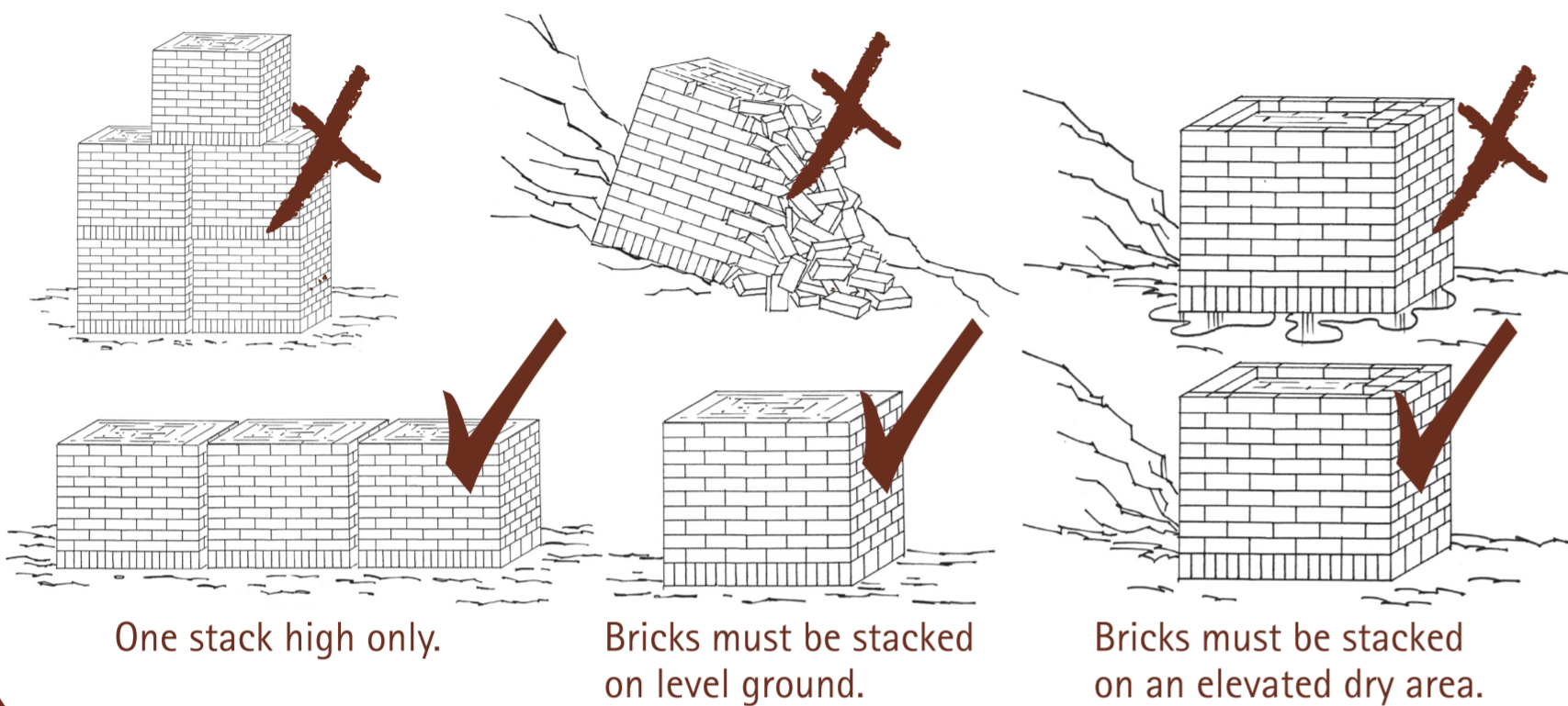


CLAY FACE BRICKS: BEST PRACTICE ON SITE

STORAGE




One stack high only.

Bricks must be stacked on level ground.

Bricks must be stacked on an elevated dry area.

CLEANING - mortar



Do not try to wash the mortar off with water.

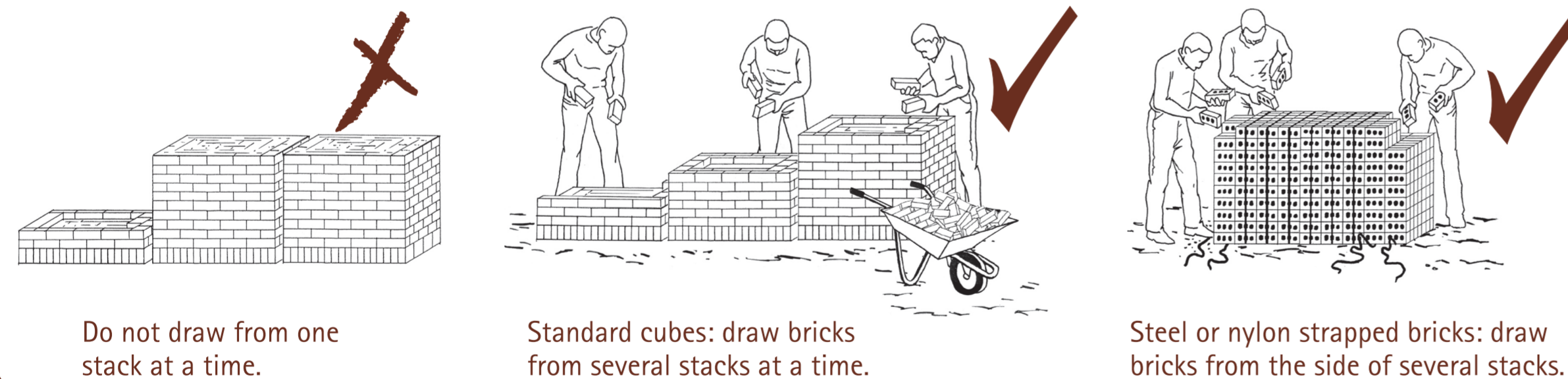
Use a dry sponge to dab moisture from the mortar. When completely dry, use a bristle brush.

CLEANING - other



Always follow Corobrik's recommended cleaning methods. Do not apply acids directly to dry brickwork.

ON SITE PLANNING



Do not draw from one stack at a time.

Standard cubes: draw bricks from several stacks at a time.

Steel or nylon strapped bricks: draw bricks from the side of several stacks.

PLANNING



Do not wait for bricks to be finished on site before ordering the next load.

Order bricks timeously to allow for on site blending.

For further information or any queries call
Gauteng: (011) 871 8600
KwaZulu-Natal: (031) 560 3111
Western Cape: (021) 888 2300
or visit our website www.corobrik.co.za

